


Cuadernillo para trabajar los números del 1 al 30 para preescolar



DOCENTES AL DÍA

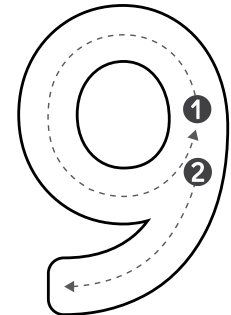
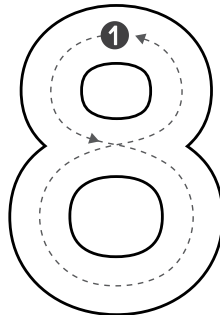

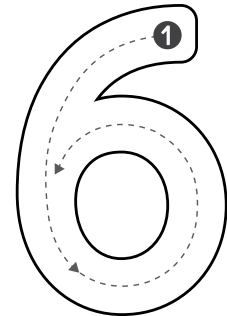

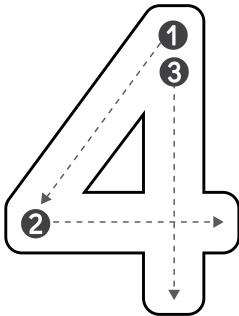
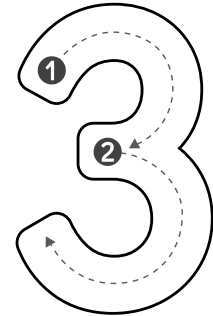
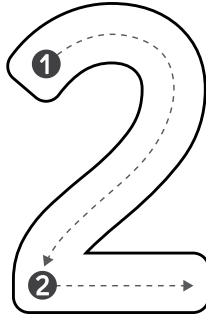
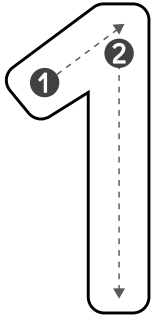
docentesaldia.com



Remarca el número con ayuda de tu dedo y pintura.




docentesaldia.com



Cuenta los peces y elige el número que corresponde.




docentesaldia.com




1 4 7



6 3 9



8 3 2



7 5 2

Rellena las figuras con la cantidad de papelitos que indica el número.




docentesaldia.com


10



11




12




Coloca los puntos que indica el número en la catarina y después remárcalo.




docentesaldia.com



13



14

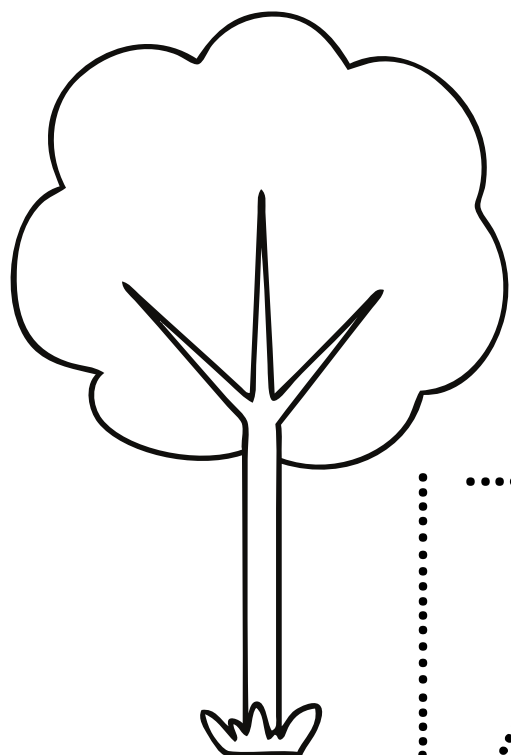


15

Pega en el árbol la cantidad de papelitos que indica el número.




docentesaldia.com




17

16



18




Colorea la cantidad de dibujos que indica el número.




docentesaldia.com

19



20



21



Recorta y pega los helados en donde corresponde.



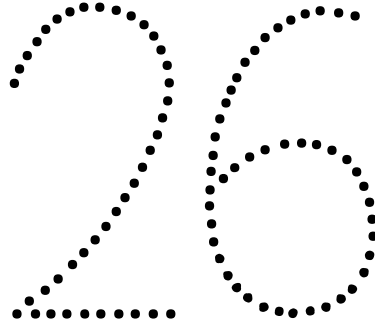
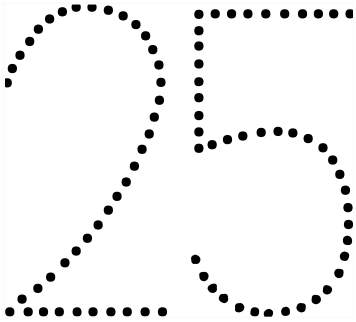
DOCENTES AL DÍA
docentesaldia.com



Remarca los números y búscalos en en cuadro.



docentesal dia.com

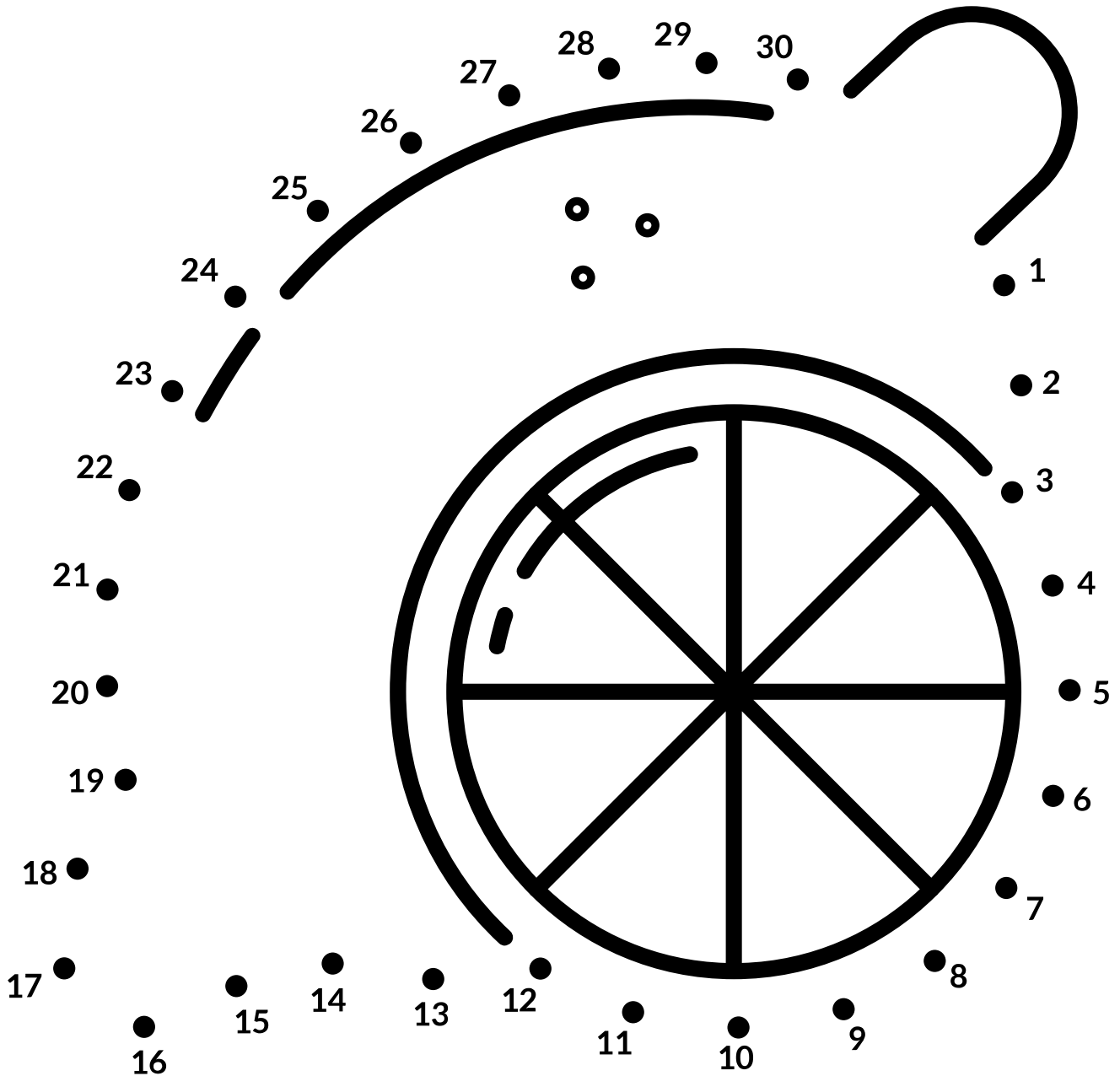


26	20	16	25	22	28
18	27	21	19	28	27
20	26	25	17	26	28
25	29	22	24	27	20
15	26	23	25	22	26
25	21	15	27	10	15

Une los puntos siguiendo los números hasta llegar al 30



docentesaldia.com



Escribe los números que faltan en la secuencia del 1 al 30.



docentesaldia.com

1 2 _____ 4 _____ _____

7 _____ 9 _____ 11 12

_____ 14 15 _____ 17

18 _____ _____ 21 _____

23 24 _____ _____ 27

_____ _____ 30